



COMPACTFLAT S10PLUS

AERODYNAMIC. STABLE. INTELLIGENT.

Compact and tested substructure for the two-sided stand-mounting of PV modules on flat roofs.

The system, as part of the Compact**FLAT** product range, is an aerodynamic east-west-substructure for the fixing and aligning of PV modules on flat roofs. The system is available at an incline of 10° and with different row-spacing.

AEROCOMPACT®



The aerodynamic design boasts exceptional structural properties and requires considerably less ballast than other systems on the market. Due to the special “spring effect” of the feet, the substructure adjusts optimally to the conditions of the surface structure. Since the design is not rail-bound, water drainage is provided on all sides.

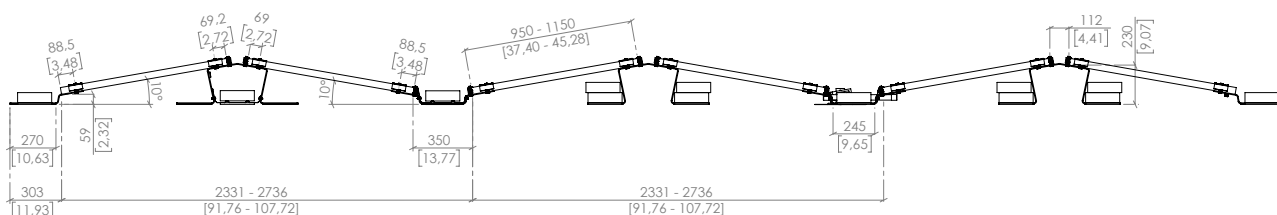
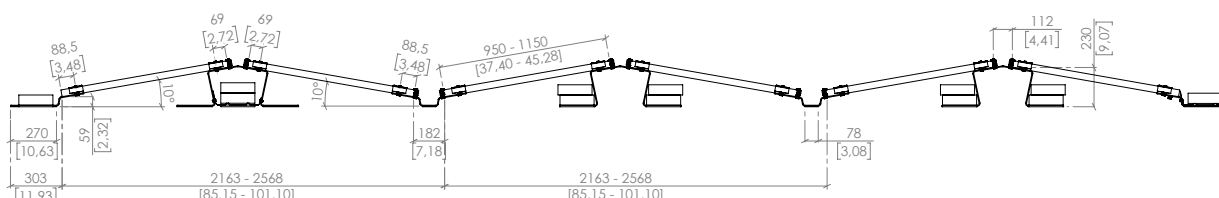
With the Compact**FLAT S10plus**, it is possible to install every kWp in just three minutes. Like the Compact**FLAT S**, the Compact**FLAT S10plus** also has a 25-year warranty, has been wind tunnel-tested, TÜV-certified in line with UL 2703, and is supplied with a pre-installed building protection mat. With special loading tests, all variants were tested and approved by TÜV Rheinland in accordance with UL 2703, as well as a fire test in line with UL 1703. The wire management solution for the string-wiring of module rows is UL-certified and available as an accessory with the substructure.

The Compact**FLAT S10plus** is stored in our 3D engineering software **AeroTOOL**. The AEROCOMPACT® customer center is able to issue clear and competent project reports based on empirical data (wind load, snow load, structural analysis).

The Compact**FLAT S10plus** is delivered partly pre-assembled, including a newly developed building protection mat – with long-term durability testing.

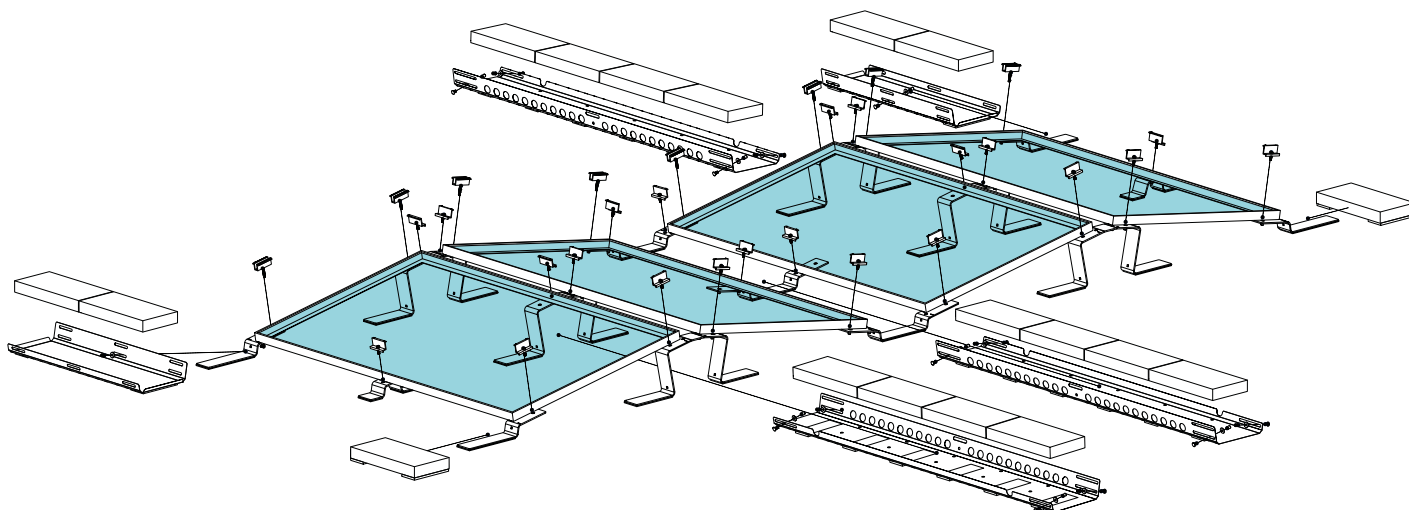
This system version with ballast trays is primarily used in areas with high wind loads and on roofs with a low point-loading capacity. The key advantages of this installation version are the extra ballast which can be installed for each module on the one hand, and the even distribution of point loads on the roof surface on the other. The ballasttray can also be deployed if roof graveling is used as ballast. The gravel is then filled in the plate tray for weight.

With only three main components, the Compact**FLAT S10plus** achieves an exceptional price-performance ratio. In addition to the attractive system price, the simple installation and high transport density of the innovative system saves time and resources.

S10plus – 464 mm spacing

S10plus – 297 mm spacing


TECHNICAL DATA

Description	Aerodynamic installation system for the stand-mounting of framed PV modules on flat roofs.
Scope of use	On foil and bitumen roofs with and without heat insulation beneath the sealing, as well as on concrete roofs; can be adapted for gravel and green roofs upon request
Module dimensions	950 – 1'150 mm x 1'500 – 2'250 mm (width x length)
Installation angle	10°, bilateral
Row spacing	CompactFLAT S10plus (8–18° internal shading angle): 464 mm CompactFLAT S10plus (10° internal shading angle): 297 mm
Distance from the roof surface / floor surface	Approx. 60 mm; potentially less on gravel roof
Distance from roof edge	1,200 mm (less corner spacing upon request); roof areas F and G as per EN 1991-1-4 can be covered
Max. building height	25 m (adapted for taller buildings upon request)
Max. roof pitch	Up to 5° possible without roof anchors; above 5° only with roof anchors
Max. field size	12 x 8 double rows; 192 modules
Min. field size	1 double row for every 2 modules
Wind load	Suction load up to 2.4 kN/m ² (kPa)
Snow load	Pressure load of CompactFLAT S10plus Standard up to 2.4 kN/m ² Pressure load of CompactFLAT S10plus Alpin up to 4.4 kN/m ²
Design/stability verification	Software-supported based on wind tunnel analyses
On-site requirements	Sufficient structural load-bearing capacity of the roof structure and the building's supporting structure, as well as adequate compressive strength of the roof structure, must be ensured on site. The general terms and conditions, terms of warranty, and the user agreement apply.
Module approval	The list of approved modules is provided by AEROCOMPACT®; individual approvals through the module manufacturer
Components	Module clamps with grounding pins, flat-roof brackets, ballast stones; optional lateral plates, ballast trays, roof anchors
Materials	Bearing connecting parts made from aluminum EN AW 6060 T64; module clamps made from aluminum EN AW 6063 T66; screws made from stainless steel A2-70; ballast trays made from steel with aluminum-zinc coating; building protection mat made from polyester fleece



- › **Module clamps with integrated grounding pins**
- › **No roof penetration necessary**
- › **Also suitable for roof edge areas**
- › **Main structure produced from aluminum and stainless steel**
- › **Water drainage provided on all sides**
- › **Optimum module ventilation**
- › **Pre-installed building protection mat**
- › **700 kWp per truck or 40-foot container**
- › **Minimum order quantity only 2 kWp**
- › **Quickest installation: 1 kWp / 5 min. / 2 people**
- › **Optimized wind suction openings**
- › **Low transport costs**
- › **TÜV-certified as per UL 2703**
- › **Wind tunnel-tested**
- › **Engineered in Europe**
- › **General building inspectorate approval applied for**
- › **25 years product warranty**



< Scan QR code to watch installation video

AEROCOMPACT®

Headquarter Europe

Aerocompact GmbH // Sonnenstraße 10 // 6822 Satteins, Austria

Phone: +43 5524 22566 // E-mail: office@aerocompact.com

www.aerocompact.com